

Decision Impact Assessment Report

LTP Capital Programme 2021/22

DIA Proposal ID: 187

Assessment date: 27th January 2021

Assessor(s): Tim Forrester

Support: Roxanne King



The Decision Impact Assessment (DIA) is a requirement of BCP Council's Financial and Procurement Regulations. It has been developed to help project managers maximise the co-benefits of proposals, reduce risk and ensuring that sustainable outputs and value for money are delivered through every project, plan, strategy, policy, service and procurement.

The following report highlights the opportunities and potential issues associated with the above titled proposal. It has been assessed against a number of themes and shared with BCP Council Theme Advisors for internal consultation. The RAG ratings and additional information have been provided by the project manager and may or may not have incorporated feedback from theme advisors. Results should be scrutinised by decision-makers when considering the outcome of a proposal.

The results of this DIA will be combined with all other assessments to enable cumulative impact data across a wide range of data sets. Individual DIA reports should be included in proposal documentation and made available to decision makers for consideration. Cumulative impact reports will be produced annually or as required by the Climate Action Steering Group and Members Working Group.

For questions and further information, please contact Sustainability Team at DIA@bcpcouncil.gov.uk

Please note: This report is in a draft format and may appear different to future DIA reports.

DIA Proposal ID: 187

Welcome Roxanne King



Decision Impact Assessment

Proposal Title: LTP Capital Programme 2021/22

[Review registration](#)

[Home Page](#)

[Climate Change & Energy](#)

Complete



[Communities & Culture](#)

Complete



[Waste & Resource Use](#)

Complete



[Economy](#)

Complete



[Health & Wellbeing](#)

Complete



[Learning & Skills](#)

Complete



[Natural Environment](#)

Complete



[Sustainable Procurement](#)

Complete



[Transport & Accessibility](#)

Complete



Key



Not yet assessed



Major negative impacts identified



Minor negative impacts identified / unknown impacts



Only positive impacts identified



No positive or negative impacts identified

[Submit Proposal](#)

At any point the assessment you can request a report of what has been completed so far, for example to share with colleagues.

Note that it may take up to two working days for the report to be emailed to you.

[Request Report](#)

[Ask for help](#)

Decision Impact Assessment

Carbon Footprint

DIA Proposal ID: 187

Proposal Title: LTP Capital Programme 2021/22



BCP Council is committed to becoming a carbon neutral organisation by 2030, and assisting the Bournemouth, Christchurch and Poole area to become carbon neutral ahead of the 2050 national target.

To achieve these challenging targets, we need to eliminate carbon emissions in all that we do. This is particularly important in the design, delivery, operation and end-of-life considerations of new plans, policies, procurements, projects, services and strategies.

The answers you have provided would indicate that the carbon footprint of your proposal is:

Low

Your Carbon Footprint is one of:

High

Moderate

Low

This should be factored into the viability and risk assessments of your proposal, subject to further assessment



[Review and Submit](#)

[Ask for help](#)





Proposal Title	Local Transport Plan (LTP) Capital Programme 2021/22
Type of Proposal	Other
Brief Description	The Local Transport Plan Capital Programme implements schemes that align with the Council's Local Transport Plan (LTP) 3, corporate objectives and priorities, including those set out in the Core Strategy and by Dorset Local Enterprise Partnership (DLEP). Government funding is provided by the Department for Transport (DfT) to deliver the Local Transport Plan.
Assessor	Tim Forrester, DLEP & Programme Manager
Directorate	Regeneration & Economy
Service Unit	Growth & Infrastructure
Estimated Cost	Above OJEU threshold, £6,803,000
Ward(s) Affected	All Wards

Sustainable Development Goals (SDGs) Supported:



RAG reasoning and proposed mitigation/monitoring actions

Theme	RAG	RAG reasoning <i>Details of impacts including evidence and knowledge gaps</i>	Mitigation and monitoring actions <i>Additional information relevant to the theme e.g. monitoring activities, performance indicators, related strategies. Amber / Red ratings - any mitigation/remedial action being considered</i>
Climate Change & Energy		The programme is largely centred around the promotion of sustainable transport and behaviour change. It aligns with the Local Transport Plan policy document.	N/A
Communities & Culture		A number of schemes within the programme aim to deliver safer, accessible links to and between neighbourhoods, reducing severance and addressing travel mode inequalities	N/A
Waste & Resource Use		Programme includes significant highway maintenance works which includes the use of reusable materials.	Opportunities to reuse and recycle materials will be taken where appropriate.
Economy		Development of sustainable travel options, improved network efficiencies and comprehensive highway/structural maintenance programmes help to reduce network delays and improve accessibility.	N/A
Health & Wellbeing		Delivered by enabling use of sustainable/active modes of travel, improved road safety and network efficiencies. All helping to improve air quality by reducing vehicle emissions.	N/A

Learning & Skills		Not applicable to this programme.	N/A
Natural Environment		Programme includes construction/highway maintenance elements which can have minor impacts on the natural environment	Offsetting any impact on natural habitat as a result of construction by creating new habitat, new tree planting and creation of additional green space wherever practical.
Sustainable Procurement		Procurement for individual schemes within the programme.	N/A
Transport & Accessibility		<p>Local Transport Plan objectives include:</p> <ul style="list-style-type: none"> • Reducing the need to travel • Manage and maintain the existing network more efficiently • Active travel and 'greener' travel choices • Public transport alternatives to the car • Car parking measures • Travel safety measures • Strategic infrastructure improvements 	Measured by key programme KPIs